

WWBIC

WWBIC is a leading innovative economic development corporation "Putting Dreams to Work" since 1987 by assisting micro-enterprise and small businesses throughout our 72 counties in Wisconsin. WWBIC opens the doors of opportunity by providing underserved individuals who are interested in starting, strengthening, or expanding businesses with access to resources such as responsible financial products and quality business and financial wellness training. WWBIC serves all individuals with a focus on those who face barriers in accessing business financing and training support, including women, people of color, veterans, and lower-wealth individuals.

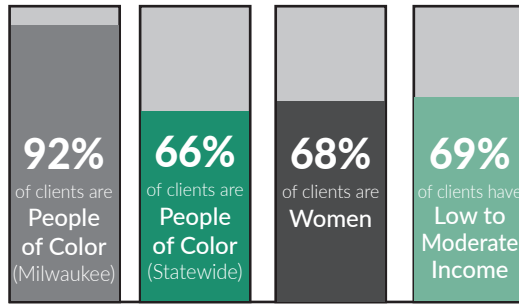
WWBIC served **5,735 clients**, approved nearly **130 loans** and closed **\$10 million** in small business loans in 2023. In addition, WWBIC supported nearly 82 Kiva (crowd-sourced) loans totaling \$717,500. WWBIC's clients started, strengthened or expanded **2,313 businesses** creating or retaining **5,434 jobs**. WWBIC grew its loan portfolio by \$2 million, now totaling close to **\$26 million**. All of this work is made possible by the WWBIC team and volunteers who provided **34,799 counseling and training hours**.

In 2023, WWBIC received a \$5 million Diverse Business Investment Grant from the Wisconsin Department of Administration by the U.S. Department of Treasury. The grant provided diverse micro and small businesses in both urban and rural communities with sustainability and growth; further advancing capital across Wisconsin. In 6 months, WWBIC disbursed **\$3 million in grants** ranging from \$2,000 to \$10,000 to **416 businesses** throughout Wisconsin with 73% women, 57% people of color, 61% low to moderate income and 5% veterans. To continue the growth and prosperity of our small business owners, a revolving loan fund of \$1.5 million was established supporting 19 businesses ranging from \$9,500 to \$288,000. This revolving loan fund will provide access to capital in the future.

Five regional offices across Wisconsin:
GREATER MILWAUKEE • NORTHEAST •
SOUTH CENTRAL • SOUTHEAST • SOUTHWEST

wwbic.com

...by the numbers



WHO WE SERVE



SOCIAL PERFORMANCE

Since 1987



FINANCIAL WELLNESS & MATCH SAVINGS



\$1.88 M
Total funds deposited by savers since 1999



473
Individuals reduced debt since 2018



190
First-time home owners since 2004



136
Vehicle purchases since 2018

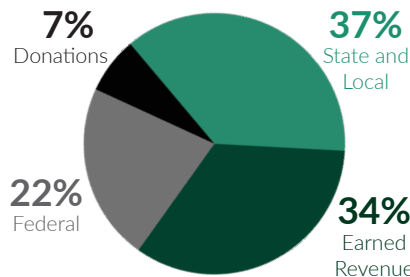


105
Enrolled in college since 2004



91
Businesses started since 2004

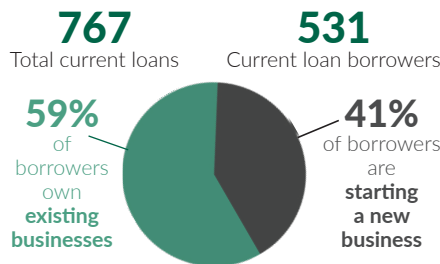
FUNDING SOURCES



PORTFOLIO SNAPSHOT

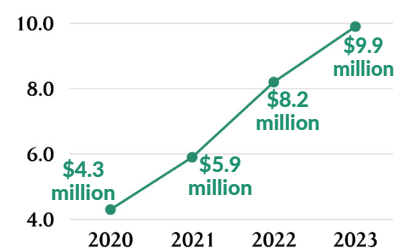
\$25.6 million

Loans owned and under management



LOANS OVER TIME

Over the last four years (from 2020 to 2023), the dollar amount of WWBIC loans closed annually has risen from \$4.3 million in 2020 to \$9.9 million in 2023 - more than a 100% increase!



Auditor: Ritz Holman, LLP

Updated 12/31/23